



THE EAGLE'S EYE

VOLUME 45 ISSUE 7

marcoboatingclub.org

Aug/Sept 2024


ISLAND GYPSY July 18, 2024



Photos courtesy of Gene Burson

Inside this Issue

Upcoming Events	on page 3
Sunshine News	on page 4
Bosun's Whistle	
Bridge Report	on page 5
Education Report	on page 6
Safety Report	on page 7
Learning Center Transformation	on page 8
Captain Ted's	on page 13
Courses	on page 14
Seminars	on page 15
Boating Activities	on page 14



Marco Island Sail and Power Squadron Inc.

1114 N. Collier Blvd. Marco Island, FL 34145-2547

marcoboatingclub.org

(239) 393-0150

THE EAGLE'S EYE DEADLINE: Members and Bridge are encouraged to submit material to the Editor by the 15th of the month or as requested by the editor. *The Eagle's Eye* is the official publication of the Marco Island Sail & Power Squadron (MISPS) with ten issues yearly.

Index of Sponsors

Support our Sponsors! Tell them you saw their ad in *The Eagle's Eye*

Aqua Marine Construction	coming soon!
Bottom's Up Hull & Prop	on page 3
CJ's on the Bay	on page 7
Cocomos	on page 16
Collier Seawall & Dock	on page 12
Condee Cooling & Electric	on page 10
Edward Jones	on page 11
Hull2Prop	on page 14
Imperial Marine Construction	on page 22
Island Automotive	on page 4
Marco Island Furniture	on page 10
Rose Marina	on page 7
Siegel Dental	on page 12
Walker Marine	on page 13
Xcel Fitness	on page 14

The EAGLE'S EYE Above is an alphabetical list of our advertisers. When you visit one of these establishments and use their services, please tell them you are a member of the Marco Island Sail and Power Squadron and saw their advertisement here. We want them to know how much we appreciate their support for our publication and organization. Opinions expressed in *The Eagle's Eye* are those of the author of the article and do not necessarily represent the position of *The Eagle's Eye*, MISPS or USPS®. MISPS 2024©. All Rights Reserved.

Trademark Disclaimer: America's Boating Club® is a registered trademark of the United States Power Squadrons®. The USPS Ensign (Flag Design), "Wheel-and-Flag Design", "Officer Trident Design", "United States Power Squadrons®", "USPS", "The Ensign", "the Squadron" with flag graphic, "Paddle Smart", "USPS University", "Boat Smart", "Jet Smart", and "America's Boating Club™" are registered trademarks of United States Power Squadrons. The Squadron Boating Course is a service mark of United States Power Squadrons. The "USPS Trade Dress" is a trademark of United States Power Squadrons.

'Distinctive Communicator' is an award for publications that meet or exceed the defined criteria. *The Eagle's Eye* is recognized for this award. *The Eagle's Eye* is a Copyright 2024 of Marco Island Sail & Power Squadron



MISPS is a squadron in District 22




BRIDGE

Commander	Cdr Nanette Rivera, S (609) 658-2947
Executive Officer	Lt/C Chris Ricci, P (408) 807-5124
Educational Officer	P/D/C Ted Reiss, SN-CN (239) 213-8722
Assistant Educational Officer	1/Lt Jeff Williams, JN (504) 220-6524
Administrative Officer	Lt/C Christopher Frost, JN (848) 466-0230
Assistant Administrative Officer	Vacant
Secretary	Lt/C Shelley Derrough, AP (417) 840-8808
Assistant Secretary	P/C Peggy Reiss, JN-IN (239) 213-8686
Treasurer	Lt/C Gerald Cole, S (443) 801-4013
Assistant Treasurer	1/Lt Eugene Wordehoff, S (609) 658-9180

THE EAGLE'S EYE STAFF


Editor/Publisher	Lt Jane Orsulak, S 571-294-2587 Jmo.abcd@gmail.com
Distribution	Lt Cliff Winings, SN
Advertising	P/D/C Gene Burson, JN 239-945-1775
Proof-Readers	Lt Dorothy A. Harkness, S P/D/C Ted Reiss, SN-CN
Photographer	Jane Orsulak or as labeled



UPCOMING EVENTS 2024

Date	Event	Location	Day	Time	Page
<u>Aug 2024</u>					
6-Aug	Cards	Learning Center	Tue	1300	4
8-Aug	Lunch/Cruise	Crabby Lady	Thu	1130	17
14-Aug	Captain's Meeting	CJ's on the Bay	Wed	1700	15
20-Aug	Silver Tridents Breakfast	Hoots	Tue	0830	
20-Aug	Cards	Learning Center	Tue	1300	4
22-Aug	Dinner/Cruise	Mango's	Thu	1700	18
28-Aug	Captain's Meeting	CJ's on the Bay	Wed	1700	15
<u>Sept 2024</u>					
3-Sep	Cards	Learning Center	Tue	1300	4
11-Sep	Executive Board Meeting	Learning Center	Wed	0900	
11-Sep	Captain's Meeting	CJ's on the Bay	Wed	1700	15
12-Sep	Dinner/Cruise	The SpeakEasy	Thu	1700	19
17-Sep	Silver Tridents Breakfast	Hoots	Tue	0830	
17-Sep	Cards	Learning Center	Tue	1300	4
25-Sep	Captain's Meeting	CJ's on the Bay	Wed	1700	15
26-Sep	Mini-Golf & dining	Marco Island Golf & Garden 2Shea's Salty Dog	Thu Thu	1600 1730	20
26-28 Sep	USPS Governor's Board Meeting	Pittsburgh			
<u>Oct 2024</u>					
1-Oct	Cards	Learning Center	Tue	1300	4
4-5 Oct	D-22 Fall Conference	Punta Gorda			21
9-Oct	Executive Board	Learning Center	Wed	0900	
9-Oct	Membership Dinner/Meeting	Lutheran Church	Wed	1700	
15-Oct	Cards	Learning Center	Tue	1300	4
15-Oct	Silver Tridents Breakfast	Hoots	Tue	0830	
17-Oct	Raft-Up	Tiger Tail Lagoon	Thu	TBA	
23-Oct	Captain's Meeting	CJ's on the Bay	Wed	1700	15
29-Oct	Lunch cruise/drive	Little Bar - Goodland	Tue	1130	





THE EAGLE'S EYE EDITOR
Lt Jane Orsulak

Please continue to send any pictures of club events for me to include in upcoming newsletters.

I welcome any comments and suggestions to the newsletter. Please email to jmo.abcd@gmail.com

June/July Birthdays

Happy birthday to the following MISPS members who are celebrating their birthdays this month. If we've missed your birthday, contact the Editor.

08/01 Denise M. Conboy
08/01 Randy Egan
08/01 Kathleen H. Reynolds
08/03 Cloe Gerri
08/04 Alexander W. Rychalsky
08/05 Joseph S. Marswillo
08/14 Richard W. Rogers
08/18 Deborah L. Sweeden
08/19 Peggy Reiss
08/22 Marie D. Green
08/25 Eugene Wordehoff
08/29 Elizabeth Scandone
08/30 Scott E. DeBisschop
08/31 Robert H. Richardson
09/06 Thomas G. Morr
09/08 Lynn Morr
09/09 Jean E. Bryant
09/11 James M. Bahin
09/12 Donald F. Bruns
09/12 Terri Olshanski
09/16 Robert K. Thomas
09/16 Glenna J. Jones
09/18 Douglas A. Foss
09/20 Wanda A. Burson
09/23 Dorothy Ann Harkness
09/25 Jose D. Puell Jr.
09/28 Jennifer L. Jewett



SUNSHINE NEWS
Lt Kathleen Reynolds

We ask that you keep all our political leaders in your thoughts and prayers, and that they and their families remain safe as they participate in our critical political process.

If you are aware of a member of MISPS who could use a little ray of good cheer due to an illness or some other bump along the road of life, please do let the SUNSHINE LADY know. That way I can send along the good wishes of the Squadron. Information can be sent to kreynol@aol.com or by phone call at 239-394-0459. Thanks

Kathleen Reynolds

Hand, Knee & Foot" Card Game

Call: Lt Dorothy Harkness, S at 239-642-3575

Email: dorothyharkness@embarqmail.com

Easy to learn this fun game ... nice to play while on cruises. Socialize with members of the squadron, give Dorothy a call ... 239-642-3575.



FL Reg. # MV-08348

Serving Marco Island Since 1979

Specialists in Imports & Domestic

Antique & Classic Autos

Carburetors & Fuel Injection

Electrical, A/C, Brakes, & Tires

Summer Auto Care

Keith Pershing - Owner, Master Technician

239-394-1887

carshows@islandautomotiveinc.com

801 East Elcam Circle

Marco Island, FL 34145



BOSUN'S Whistle Bridge Report

Cdr Nanette Rivera, S

Lt/C Chris Ricci, S

Lt/C Christopher Frost, JN



Your Bridge is keenly aware of the important role that all the committees play in the smooth running of the squadron as a business, as well as the enjoyment we all derive from the social and educational offerings of our organization. Equally important are the efforts committees play in our outreach for public service and education. We have had great success this year in increasing our involvement with the Marco community through boating information, first aid and safety programs, and in the process, enhancing our organization's brand and image.

One of our committees' efforts needs a little more support from all of us in getting the word out to the general public and driving action on the local and county level. Anyone that has been out on the water knows that many of the ATONS around Marco need replacement or repair presenting a hazardous situation to boaters, educated or not. To ensure maritime safety and navigational efficiency, our squadron has completed a detailed survey of Aids to Navigation (ATONS) from north of the Isle of Capri to Everglades City. The squadron has completed these surveys in each of the last seven years and in a lesser manner for several years previously.

Cliff Winings has been the leader in this effort, mobilizing members into teams, with each team assigned a specific area of the survey to ensure that all ATONS are evaluated. The scope of the surveys encompassed all types of ATONS, including buoys, lights, hazard warnings and day markers, all critical for safe navigation in these waters.

The survey of over three hundred ATONS in the area was extensive -- documenting the status of each ATON, noting whether they were in the correct position relative to charts and listed GPS location, missing, needing repair or other corrective action. Data and photographic documentation collected from these in-person surveys were added to the comprehensive database created by the squadron over the history of performing these surveys.

This year the findings (Feb - April) of ATONS both privately held, or falling under Federal, County or City responsibility were as follows:

- Total ATONS surveyed: 325
- ATONS needing Federal attention: 7 (Coast Guard Responsibility)
- ATONS needing County attention: 128
- ATONS needing Marco Island City attention 13

This information is accessible to the public and members on our website, marcoboatingclub.org on the Aids to Navigation page. The site features a graphic presentation that visually represents the location and status of each ATON: out of place, missing or requires corrective action. A summary of survey results is listed below. Some maintenance activity has been underway since the surveys were conducted in Feb-April, so some of the aids that are shown as "Need Repair" have been repaired.

Discrepancies by Owner						
Owner	Number of Aids	Need Repair*	Fair**	Off station > 150 ft	Off station > 150 ft and on chart 11430	Need Repair or Off station > 150 ft
Collier County	219	67	26	82	47	128
USCG	66	4	5	3	3	7
City of Marco Island	35	10	5	5	4	13
Private/City	5	4	1	0	0	4
Total	325	85	37	90	54	152

* "Need Repair": Condition = S (special problem), M (missing), Mpo (piling only), Mos (missing one side), P (poor) or PN (proposed new)

** Condition = "Fair": Has a significant issue, but signs are still legible and the aid is functional. Not included in "Needs Repair".

To address the issues identified, the squadron is collaborating with the three primary agencies responsible for the maintenance and repair of ATONs in this area: the United States Coast Guard, Collier County Coastal Management and the City of Marco Island. Through meetings and discussion of data we hope to facilitate their efforts to correct the problems.

For individuals who encounter issues with ATONs and wish to report them, the United States Coast Guard has an online form (<https://www.navcen.uscg.gov/contact/aton-discrepancy-report>) that can be used to report any problem with any ATON regardless of owner. However, while this site is effective for USCG owned ATONS, the reports do not always get to the private, city or county-owned responsible parties. It is preferable to report problems with city or county ATONs directly in addition to the USCG. Our Excel file published on www.marcoboatingclub.org/aids-to-navigation lists contact information for such reports on sheet 5, and lists ATON owners by waterway.

The squadron has been diligent in identifying problems with ATONs in the interest of marine safety and community involvement. Through organized efforts, detailed data collection and effective collaboration with responsible agencies, our squadron has played a pivotal role in maintaining the integrity of our navigational aids.

NOW COMES YOUR PARTNERSHIP IN THIS EFFORT:

While we are essentially “preaching to the choir” in reaching out to members with this message, we need you to promote the cause through your contacts outside of the squadron. Any organizations you belong to or individuals you know that have interest in activities on the water such as clubs, business contacts, social and government groups, may be able to collaborate with us and influence our local government agencies, especially the City of Marco Island, to fix these ATON problems.

Nanette Rivera: Commander – Squadron-3125

Chris Ricci: Ex/O – Squadron

Chris Frost: A/O – Squadron

Marco Island Sail & Power Squadron



EDUCATIONAL OFFICER
P/D/C Ted Reiss, SN-CN



August is just about the beginning of the Fall education season. An education schedule is now on our web and is included today in the Eagle's Eye. There is some uncertainty in dates and topics that will be addressed as needed. To that extent, what other topics

would you like to learn about?

I recently reviewed data on the educational level of our members. I noted that about 50% of our members have NOT taken the Boat Handling course (formerly called Seamanship), the first course after the America's Boating Course, **ABC3**, the beginning course which focused on the basics of safety, equipment, rules, navigation aids, lights and sounds. Why not? Nick Rago will hold the BH course starting on October 28th for 7 sessions and again starting in January. The Boat Handling course is much better than the old one and for some, it might be a great refresher as well as an opportunity to learn the new information/requirements related to personal flotation devices, vessel distress devices/signals, engine cut-off devices and much more.

Gene Burson is our instructor for Marine Navigation. This is the first course to include electronic navigation concepts along with a free navigation program to use in addition to paper charts. His course starts on January 9th.

Many of our members have years of boating experience and honed their skills. Who would like to share that knowledge? We need more instructors! There are two benefits: 1) we can offer more topics in either courses or seminars, and 2) we can spread out the instructing load over more people with their own supply of personal experiences. The squadron has access to numerous presentation materials, both in power point slides and videos, along with proposed lesson plans. There must be someone who likes weather, or engines, or radar or GPS or

And then who would appreciate help in learning to operate your boat better? Maybe with a joy stick?

Anchoring? Docking? Our JUMP START program is for you, free to members on your boat. Just let me know your interest so we can schedule a convenient time.

Lastly for today, we have an electronic vessel trainer in the classroom. You can practice docking or just running a boat in choppy waters or in strong currents. If you sink the boat, it only takes few buttons to push to raise you to the surface. Let me know your interest.


So go boating, have fun and be safe.



SAFETY OFFICER Goeff Fahringer

HOW TO GET OUT OF A SINKING CAR

Watching the news on our recent rain, the flooding in Texas and other southern states, my thoughts turned to people who drown after driving into moving water. Our rainy season has arrived, so maybe it's the right time to discuss how to get out of a sinking car. People do not



realize that a car can be moved off a roadway into deeper water in less than 2 feet of moving water. I remembered back in April 2013, the Collier County Sheriff's Office Dive Team was contacted by Diane Sawyer from Nightline. ABC news wanted to do a show with a Professor from Winnipeg University in Manitoba Canada, Dr. Gordon Giesbrecht. ABC News wanted to know if we would be willing to assist Dr. Giesbrecht who was working on drowning research with sinking a vehicle. Having never actually seen a car sink, we always got there after the fact, our obvious answer was "sure we can do that". Bud Gruber the owner of Bald Eagle Towing and Recovery supplied us with a sanitized vehicle, no motor, transmission, oil and gas.

Feeling we needed a little practice; we ran the car over to a boat ramp and let it go a couple of times. When we sent the car into the canal, we found that it floated for a while; they actually do float for a bit, BIG POINT TO REMEMBER! So, the funny back story is, deciding we needed a bit more drama, we cut holes in the floors and trunk. When you watch the video that NIGHTLINE produced, you will see that the car goes down like the Titanic, Dr Giesbrecht was not pleased.

Go to: [Video Sinking Car: How to Escape - ABC News \(go.com\)](http://Video Sinking Car: How to Escape - ABC News (go.com))

You will see the segment by Cynthia McFadden and yours truly crawling out of a QUICKLY sinking car. So, seriously, what did we learn on that day? The only right answer to how to get out of a vehicle in the water is to get out immediately.

When cars go into the water, they will float for a period of time. The electrical systems can and often remain operable. I have hooked sunken vehicles in canals where we found the headlights and

sometimes the windshield wipers still working in 10' of water. Sadly, there are recordings, one in the night line video, where a victim is in a sinking vehicle on her cell phone, pleading with a 911 operator for help. When your car goes into the water, that first minute is your golden survival minute.

1. **ROLL DOWN THE WINDOWS.** Yes they are electric but hit the button -- there is a good chance they will go down. If you cannot get the windows down, use a window-breaking device.
2. **Unhook your seat belt and any children's seat belts.** Many of the window breaking devices also have a seat belt cutting tool attached.



Rescue Hammer

Mounted Window Punch

3. **Get out of the car through the open window.** This is your best chance of survival. I repeat, get out of the car through the open window.

If you have children in the car, get them out first, push them out the window and onto the roof. If there is a baby in a car seat, do the same thing: get the car seat out and follow right behind.

There were a couple of more takeaways that day. Donning dive gear, we sank the car, and once it was underwater, we tried to open the doors. The water pressure against the doors made it nearly impossible to push the doors open. You would have to wait until the car's interior was almost completely filled with water. We discussed with Dr. Giesbrecht the idea of staying in the car, finding the magic air bubble in the back window area, and then opening a door and swimming out. Dr. Giesbrecht wisely pointed out that once the interior of the vehicle was filled with water, you would have to wait for the trunk, which is often higher due to engine weight, to fill. Trunks are

open from the rear seat area and are not watertight.

Please drive carefully during our rainy season. Just one inch of water and a speed of 35 MPH can make your car susceptible to hydroplaning. And never trust water moving across a roadway. As I mentioned, less than 2 feet of water can stall your car and wash it into deeper water. And like any other safety issue, have a discussion with your family, children and friends on what the go to plan is if you find yourself in a sinking vehicle.


Learning Center Transformation Lt/C Chris Ricci, P

Transforming the Learning Center: A Four-Phase Renovation to Become the Envy of the Island Boating Clubs

Nestled on the shores of our picturesque island, our learning center is embarking on an ambitious renovation project aimed at transforming it into the envy of the island's boating clubs. This comprehensive makeover, guided by the team of Peggy Reiss, Jim Addison and Chris Ricci, will occur in four meticulously planned phases. Each of the phases are designed to enhance different aspects of the learning center, ensuring it becomes a premier destination for boating education. Please note that you, as a Squadron member, have a say in how this is done. Below is our current plan. I will endeavor to keep you informed through the process, but if you have questions or concerns along the way, please feel free to reach out directly.

Phase One: Ceiling and Infrastructure Enhancement

1. Structural Modernization: infrastructure (electrical and plumbing) will be updated, as necessary
2. The Ceiling: New acoustic ceiling tiles will create a more conducive learning environment. Energy-efficient LED lighting will be seamlessly integrated, providing optimal illumination while reducing energy consumption.



Phase Two: Technological and Educational Advancements

1. The Walls: Peggy takes the helm on the design in


this phase, as coordination of colors and design are key to a stylish result. Repainting and decorating the learning center's walls will breathe new life into the facility, creating a vibrant and inspiring atmosphere for all who enter.

2. **High-Tech Classrooms and Labs:** interactive smart boards, high-speed internet, and wireless connectivity, enabling immersive and dynamic learning experiences.
3. **Maritime Training Simulator:** A centerpiece of this phase is the installation of the maritime training simulator (Ted's new toy) in its permanent home.

Phase Three: Common Areas

1. **Kitchen and Bathroom:** Jim will utilize his extensive engineering skills to renovate the common areas. In the kitchen, modern cabinetry and countertops will be installed, creating a sleek and practical culinary environment. Similarly, the bathrooms will undergo a stylish transformation with ocean-inspired colors and new cabinetry.
2. **Storage Room:** Updating the storage room with new racks will revolutionize the organization and accessibility of the learning center's supplies.

Phase Four: The Finishing Touches



1. **The Details:** The final phase focuses on expanding the center's appeal to boating enthusiasts. Updating the learning center's carpeting, trim, and window treatments will significantly enhance the comfort and aesthetic appeal of the space. New carpeting, selected for both durability and comfort, will feature nautical tones with subtle patterns that resist stains and wear, creating a warm and inviting atmosphere throughout the center.

2. **The Furniture:** Updating the learning center's furniture will significantly enhance the functionality, comfort, and aesthetic appeal of the entire space. New ergonomic desks and chairs will be introduced in classrooms, designed to support good posture and long hours of study, contributing to better health and focus for students and educators. This thoughtful upgrade will create a more inviting, adaptable, and productive environment, making the learning center a hub of activity and engagement for the entire community.



Programs and Partnerships

The renovated center will host a variety of programs tailored to the interests of boating clubs and the wider community. Partnerships with local and international maritime organizations will bring expert speakers, specialized courses, and unique opportunities for collaboration. From marine conservation workshops to advanced sailing certifications, the learning center will offer programs that cater to all skill levels and interests.

A Future of Excellence and Innovation

As each phase of the renovation unfolds, the learning center will evolve into a beacon of innovation and excellence, seamlessly blending advanced technology, sustainable practices, and community-centric spaces. Upon completion, it will not only enhance the educational experience for island residents but also become a coveted destination for boating clubs.

The strategic, phased approach ensures minimal disruption while progressively transforming the center into a state-of-the-art facility. By the end of this ambitious project, the learning center will stand as a testament to the island's commitment to boating education, sustainability, and community, setting a new standard for Power Squadron learning centers and becoming the undisputed envy of island boating clubs.

Make Your Boat A Safe Boat



**2024 Decals
Are Now Available**

ATTENTION MISPS Members

**It's time to get your FREE
2024 Vessel Safety Check!**

Show the boating community you
are a responsible boat operator.

Have peace of mind that your boat
has all the right safety equipment.

Support your club and participate
in this sponsored activity.

Contact: Lt Jim Addison
vsc@marcoboatingclub.org

Marco Island Mattress & Furniture STOREWIDE SALE! ONE STOP SHOPPING!



Furniture for every lifestyle

- We Carry Over 150 Brands Of Furniture
- Large Selection Of Occasional Chairs and Tables
- Art & Accessories, Lighting
- Over 30 Recliners In Leather/Fabric On Display
- Lift Recliners

EVERY MATTRESS ON SALE!

ADJUSTABLE BEDS • UPHOLSTERED, WOOD & METAL BEDS
DAY BEDS • MURPHY BEDS • SLEEP SOFAS



Save On Custom Outdoor Kitchens

More Than 1,000 Coastal Rugs To Choose From

WINDOW TREATMENTS: Four Famous Brands



Monday - Saturday 10 AM - 6PM
713 Bald Eagle Drive, Marco Island, FL 34145
• 239-970-4095 •
www.MarcoIslandFurnitureAndDesign.com
110% Lowest Price Guarantee!

 **Condee**
Cooling & Electric, Inc.
Serving Marco Island & Naples Since 1969.

24 Hour Phone
(239) 394-5121

25 Front Street - Marco Island
www.condee.com





Edward Jones®

Our Island, Your Legacy, Edward Jones.



Bob Weigel
Financial Advisor
950 N Collier Blvd Suite 207
Marco Island FL 34145
239.970.8100
bob.weigel@edwardjones.com
edwardjones.com/bob-weigel



Collier
**SEAWALL
& DOCK**
LLC

Celebrating
— 20 YEARS —

THE PREMIER MARINE
DOCK & SEAWALL CONTRACTOR
239-389-4700


MARCO ISLAND
AREA CHAMBER
Member

GREATER
NAPLES
CHAMBER

Siegel
Dental

121 South Barfield Drive
located in the Shops of Marco

239-259-8073



"CAPTAIN TED'S CORNER"
P/D/C Ted Reiss, SN-CN



- 1) **INLAND ONLY** You are overtaking a power-driven vessel in a narrow channel and wish to leave her on your starboard side. You may ____.
- a) attempt to contact her on the radiotelephone to arrange for the passage
 - b) proceed to overtake her without sounding whistle signals
 - c) sound five short blasts
 - d) All of the above
- 2) **INLAND ONLY** Whistle signals shall be exchanged by vessels in sight of one another when ____.
- a) they are passing within half a mile of each other
 - b) passing agreements have been made by radio
 - c) course changes are necessary to pass
 - d) doubt exists as to which side the vessels will pass on
- 3) In plugging submerged holes; why are rags, wedges, and other materials used in conjunction with plugs?
- a) To reduce the possibility of stress fractures
 - b) To prevent progressive flooding
 - c) To reduce the water leaking around the plugs
 - d) To reduce the water pressure on the hull
- 4) The vessel's "quarter" is located ____.
- a) abeam
 - b) dead astern
 - c) just forward of the beam on either side
 - d) on either side of the stern

Answers: 1 a, 2 a, 3 b, 4 d

SALES | SERVICE | STORAGE
BOAT RENTALS | RESTAURANTS



MARCO ISLAND • GOODLAND • NAPLES
FT. MYERS • FT. MYERS BEACH • CAPE CORAL

America's Boating Club - Marco Island, 2024 2025 Education Schedule

COURSES

<u>Course</u>	<u>Instructor</u>	<u>Date</u>	<u>Cost, \$</u>	<u>Classes</u>	<u>Time</u>
America's Boating Course					
ABC	Ted Reiss++	Oct 10, 14, 17, 21, 24	50	5	6:00 PM
ABC	Ted Reiss++	Dec TBD	50	5	6:00 PM
ABC	Ted Reiss++	Jan 6, 9, 13, 16, 20	50	5	6:00 PM
ABC	Ted Reiss++	Feb 20, 24, 27, Mar 3, 6	50	5	6:00 PM
ABC	Ted Reiss++	March 10, 13, 17, 20, 24	50	5	6:00 PM
Boat Handling	Nick Rago	Oct 28, 31, Nov 4, 7, 11, 14, 18	70/100**	7	6:00 PM
Boat Handling	Nick Rago	Jan 27, 30, Feb 3, 6, 10, 13, 17	70/100**	7	6:00 PM
Marine Navigation	Gene Burson	Jan 9, 16, 23, 30, Feb 6, 13, 20, 27, Mar 6	90/135**	9	9:00 AM
Marine Electrical Systems	Jim Addison	Jan 13, 15, 17, 20, 22, 24, 27, 29	80/120*	8	9:00 AM
Instructor Development	Ted Reiss	TBD	FREE*	5	1:00 PM



Annual Memberships
 Daily, Weekly and Monthly Passes
 Personal Training -- Physical Therapy
 Infrared Saunas and Steam Rooms
 Locker Room and Showers
 HydroMassage Beds
 Fresh blended Smoothie Bar

1817 San Marco Road Marco Island, FL 34145 -- Shops of Marco
 239-394-XCEL(9235) --- www.xfspa.com



(239) 316-8922
www.Hull2Prop.com
Info@Hull2Prop.com **Hull Cleaning**




• Hull Cleaning • Propeller Service • Salvage • Hull Surveying
 • Anodes (Zincs) • Cutless Bearings • Captaining • Emergency Service

America's Boating Club - Marco Island, 2024 2025 Education Schedule

SEMINARS

<u>Seminar</u>	<u>Instructor</u>	<u>Date</u>	<u>Cost, \$</u>	<u>Classes</u>	<u>Time</u>
Partner in Command	Peggy & Ted Reiss	Feb 25	40/60** per couple	1	6:00 PM
Charting/GPS	Thieme/Reiss	Dec	50/70	2	6:00 PM
Charting/GPS	Thieme/Reiss	March 25, 26	50/70	2	6:00 PM
Anchoring	Nick Rago	Feb	40/60**	1	6:00 PM
Hurricane Preparedness	Ted Reiss	March 27	40/60**	1	6:00 PM
Emergencies on Board	Jeff Williams	March	40/60**	1	6:00 PM
Jump Start	Ted Reiss	As Requested	Free*	1, 2	
<p>Register at least 10 days before start of class Contact Ted Reiss capttedr@yahoo.com * Members Only ** Member/Non-Member Cost Location: 1114 N Collier Blvd, Marco Island</p>					

7-13-24



*Captain's Meeting
"Meet & Greet"
everyone welcome!*

*CJ's Gazebo Bar at the Esplanade
at 1700 on the 2nd (in summer) and
4th Wednesday of the Month*

*For the time being, those who wish to
attend should just show up at CJ's and
be ready to enjoy a meet and greet!*



Boating Activities Calendar

Mark your calendars for these upcoming club boating activities.

Date	Event	Day	Time
8-Aug	Lunch/Cruise - Crabby Lady	Thu	1130
22-Aug	Dinner/Cruise – Mango's	Thu	1700
12-Sept	Dinner/Cruise – The SpeakEasy	Thu	1700
26-Sept	Mini-Golf & Dining – at Marco Island Golf & Garden Dining at 2Shea's Salty Dog	Thu	1600 1730
17-Oct	Raft-Up – Tiger Tail Lagoon	Thu	TBA
29-Oct	Lunch Cruise/Drive – Little Bar Goodland	Tue	1130

For questions, contact Boating Chair, Lt/C Christopher Frost, AP (848) 466-0230

For boating/lunch reservations, contact Lt Terri Olshansky 201-207-1957 terriolshanski@gmail.com





Cruise & Lunch

At The

Crabby Lady

Thursday, August 8th @ 11:30 AM



*Come see why our Eagle
smiles when it flies to the
Crabby Lady!*

*Come by boat
Come by car
Come from close
Come from afar
Don't miss the friendship
Don't miss the food
Don't miss the atmosphere
And don't spoil the mood
Without you here
We won't be a club
So get off your duff
And support this club!*

*To reserve your spot
contact:
Terri Olshanski: 201-207-1957*

*If you would like to boat to this
event and need a ride
Contact:*

Chris Frost: (848) 466-0230

***This is a rain or shine event
So no excuses!!!***

**Crabby Lady
123 Bayshore Way
Goodland, FL 34140**



Cruise or Drive to Dinner
Thursday, August 22nd at 5:00 PM

Mangos Dockside Bistro

760 Collier Blvd, #109 - 239-393-2433 - info@mangosdocksidebistro.com



**Enjoy a Delicious Dinner at Mangos overlooking
beautiful Smokehouse Bay with your fellow Boat
Club members !**

To reserve your spot contact :

Terri Olshanski: 201-207-1957 or terriolshanski@gmail.com

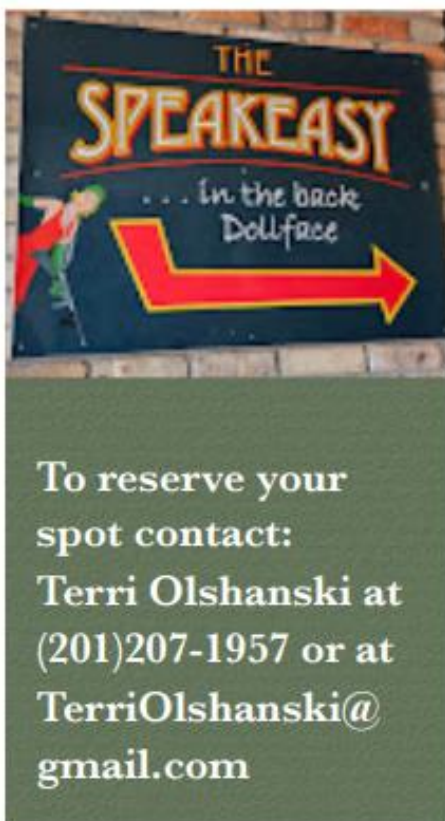
If you intend to cruise or would like to ride on a boat contact

Chris Frost: 848-466-0230 or frostchris@verizon.net

marcoboatingclub.org

Cruise or Drive to Dinner at The SpeakEasy
Thursday, Sept. 12th at 5:00 pm

1106 N Collier Blvd, Marco Island



**Enjoy dinner and drinks with your fellow
Power Squadron Members on The
SpeakEasy deck overlooking the bay!**

Good food and conversation is guaranteed when
you sign up for this event!

- 2 boat slips are available if you decide to boat to
The SpeakEasy
- Contact Chis Frost for boating information at
(848)466-0230 or at FrostChris@verizon.net

MarcoBoatingClub.org

AMERICA'S BOATING CLUB

Marco Island Sail & Power Squadron

Don't Putt Around...Join Us On September 26th
For Miniature Golf & Dinner



Mini Golf at 4:00pm:
Marco Island Golf & Garden,
971 Winterberry Dr.



Dinner at 5:30pm:
2Shea's Salty Dog
599 S. Collier Blvd #105



- To reserve your spot for Golf, Dinner or both contact Terri Olshanski by September 22nd: 201-207-1957 terriolshanski@gmail.com



2024 FALL CONFERENCE

SCHEDULE OF EVENTS

This is the Preliminary Schedule, watch for details!

September 14, 2024 - Sarasota Power & Sail Squadron Building

2814 Hyde Park Street, Sarasota, FL 34239

Sign-in – 0900 Commander & Officer Meeting - 0930 -1130

Lunch Break – 1130 – 1230 Council Meeting - 1230 – 1430

\$5.00 contribution for lunch is suggested

October 4 - 5, 2024 - Charlotte Harbor Event Center

75 Taylor Street, Punta Gorda, FL 33950

Friday October 4 – **ALL** Member Workshop

0900 - 1130 – iMIS Workshop (bring your laptop)

1130 – 1300 – *Lunch on your own* 1300 -1500 – Marketing your Squadron Workshop

1600 – Gathering Dinner at The IceHouse Irish Pub

408 Tamiami Trail #111, Punta Gorda

Saturday October 5

0800 - 0900 - Coffee and Pastry 0830 – 1200 - Registration Desk Open

0900 -1145 - Roundtables and Seminars

1200 -1330 - **Lunch with speaker**

1300 – 1350 – Registration Desk Open

1345 -1600 – District Conference with Approval of 2025 Budget

1700 – 1800 - After Conference gathering at Springhill Hotel

Hotel Info:

Four Points Sheraton – 941-637-6770

\$149.00 + \$9.00 amenity fee and taxes - **cutoff date September 13**

Make your reservation directly with hotel and use code US1855 to get special rate

Springhill Suites by Marriott – 941-347-4224

\$199.00 + taxes - includes breakfast - **cutoff date September 13**


[Book your group rate for Americas Boating Club](#) by clicking this link

Must book for 2 nights and state America's Boating Club/United States Power Squadrons for these rates

"Where Great Price and Quality Work Meet"

**ASK ABOUT OUR ANNUAL
MARINE SERVICE PLAN!**

- Docks
- Decks
- Boat Lifts
- Riprap
- Seawalls
- Tie Backs
- Pile Wrap
- Repairs
- Maintenance
- Free Estimates



IMPERIAL
Marine Construction, Inc.



Serving Marco Island, Naples Florida and the Surrounding Area.

601 E Elkcam Cir Unit B2, Marco Island, FL 3414
Monday to Friday 8am to 5pm • Saturday 8am to Noon
239-272-6952 • www.ImperialMarineConstruction.com
Licensed & Insured • Family Owned & Operated

Photos courtesy of